

LF 3600 Push-In Fittings

In order to meet your **technical and environment requirements**, Parker Legris designed this range of metal fittings, offering **robustness, reliability** and **resistance to industrial fluids** for the most demanding environments.

Product Advantages

- High Performance**
 - Resistant up to +150°C at 30 bar
 - Excellent mechanical performance
 - Long threads to resist shock and vibration
 - Excellent abrasion and corrosion resistance due to high phosphorus chemical nickel plating
 - Full flow, minimal pressure drop
- Versatility**
 - Materials conform to FDA standards
 - Spring collet gripping system suitable for both metal (grooved) and polymer tubing
 - Excellent resistance to high pressure and vacuum
 - Excellent chemical compatibility
 - More than 250 part numbers
 - One fitting for numerous applications: stock optimisation
 - Manual connection and disconnection
 - Compact and ergonomic
- Reliability**
 - High performance brass for increased lifespan
 - 100% leak-tested in production
 - Date coding to guarantee quality and traceability



Applications

- Food Process
- Coffee Machines
- In-Plant Automotive
- Medical Equipment
- Printing
- Misting
- Welding Robots

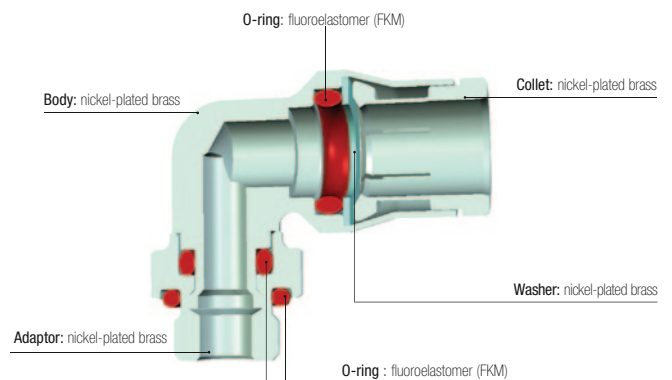
Technical Characteristics

Suitable Fluids	Compressed air, grease, lubricant, water...
Working Pressure	Vacuum to 30 bar (20 bar: 3699, 3609)
Working Temperature	-20°C to +150°C

Maximum Tightening Torque (daN.m)	Thread							
	M5 x0.8	M6 x1	M8 x1	M10 x1	G1/8	G1/4	G3/8	G1/2
	0.16	0.18	0.6	0.8	0.8	1.2	3	3.5

Reliable performance is dependent upon the type of fluid conveyed, component materials and tubing being used.
Use is guaranteed with a vacuum of 755 mm Hg (99% vacuum).

Component Materials



Silicone-free

Regulations

Industrial
ISO 14743: pneumatic transmissions, push-in fittings for thermoplastic tubing
DI: 97/23/EC (PED)
DI: 2002/95/EC (RoHS), 2011/65/EC
RG: 1907/2006 (REACH)
DI: 94/9/EC (ATEX)
UL94 V-0: please consult us

Food
RG: 21CFR (FDA)
RG: 1935/2004/EC (minimum flow 0.02 l/h)
USDA NSF H1: grease
ASTM B733-04: autocatalytic (electroless) nickel-phosphorus coatings

LF 3600 Push-In Fittings Range

Stud Fittings

Straights

- 3675**
BSPT
Page 1-67
- 3601**
BSPP/Metric
Page 1-67
- 3681**
Metric
Page 1-67
- 3614**
BSPP/Metric
Page 1-68
- 3621**
BSPT
Page 1-68
- 3631**
BSPP/Metric
Page 1-68
- 3600**
Page 1-68



Elbows

- 3609**
BSPT
Page 1-69
- 3629**
BSPT
Page 1-69
- 3699**
BSPP/Metric
Page 1-69
- 3669**
BSPP/Metric
Page 1-70



Tees

- 3608**
BSPT
Page 1-70
- 3603**
BSPT
Page 1-70
- 3698**
BSPP/Metric
Page 1-70
- 3693**
BSPP/Metric
Page 1-71



Banjo

- 3618**
BSPP/Metric
Page 1-71



Tube-to-Tube Fittings

Straight

- 3606**
Page 1-72



Elbow

- 3602**
Page 1-72



Tee

- 3604**
Page 1-72



Bulkhead Connector Fittings

Straights

- 3616**
Page 1-73
- 3636**
BSPP
Page 1-73



Elbow

- 3639**
Page 1-73



Plug-In Accessories

- 3666**
Page 1-74
- 3667**
Page 1-74
- 3668**
Page 1-74
- 3622**
Page 1-74
- 3620**
Page 1-74
- 3626**
Page 1-75




Accessories

- 0605**
Page 1-75
- 3000 70**
Page 1-75
- 3610**
Page 1-75




Stud Fittings


3675 Stud Fitting, Male BSPT Thread

ØD	C					kg
			F1	F2	H	
4	R1/8	3675 04 10	10	3	15	0.009
	R1/4	3675 04 13	14	3	15	0.017
6	R1/8	3675 06 10	13	4	17	0.011
	R1/4	3675 06 13	14	4	17	0.018
8	R1/8	3675 08 10	15	5	19	0.015
	R1/4	3675 08 13	16	6	18	0.019
10	R3/8	3675 08 17	17	6	18.5	0.027
	R1/4	3675 10 13	18	7	23	0.026
	R3/8	3675 10 17	18	8	22.5	0.031
	R1/2	3675 10 21	22	8	22.5	0.056
12	R1/4	3675 12 13	20	7	25.5	0.033
	R3/8	3675 12 17	20	9	24	0.035
14	R1/2	3675 12 21	22	10	23	0.051
	R3/8	3675 14 17	22	9	27	0.042
	R1/2	3675 14 21	24	11	26	0.057

3601 Stud Fitting, Male BSPP and Metric Thread

ØD	C					kg	
			E	F1	F2		H
4	M5x0.8	3601 04 19	3.5	10	2.5	15.5	0.006
	M6x1	3601 04 52	4.5	10	3	16	0.006
	M8x1	3601 04 56	5	11	3	14.5	0.007
	G1/8	3601 04 10	5.5	13	3	14.5	0.009
	G1/4	3601 04 13	6.5	16	3	14.5	0.015
6	M5x0.8	3601 06 19	3.5	13	2.5	19	0.010
	M10x1	3601 06 60	5.5	13	4	17.5	0.011
	G1/8	3601 06 10	5.5	13	4	17.5	0.011
8	G1/4	3601 06 13	6.5	16	4	17	0.015
	G1/8	3601 08 10	5.5	16	5	20	0.014
	G1/4	3601 08 13	6.5	16	6	18	0.016
	G3/8	3601 08 17	7.5	20	6	19	0.028
10	G1/4	3601 10 13	6.5	18	7	25	0.025
	G3/8	3601 10 17	7.5	20	8	22.5	0.028
	G1/2	3601 10 21	9	24	8	22.5	0.043
12	G1/4	3601 12 13	6.5	20	7	26.5	0.030
	G3/8	3601 12 17	7.5	20	9	26	0.034
14	G1/2	3601 12 21	9	24	10	23.5	0.042
	G3/8	3601 14 17	7.5	22	9	28	0.038
	G1/2	3601 14 21	9	24	11	26.5	0.045

3681 Stud Fitting with Internal Hexagon, Male Metric Thread


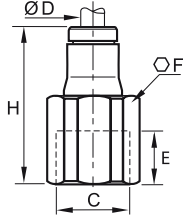

ØD	C					kg	
			E	F	G		H
4	M5x0.8	3681 04 19	3.5	2.5	10	16	0.005

Related Products


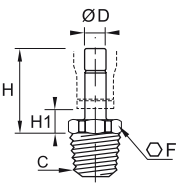

- Polyurethane Tubing
- Polyamide Tubing
- Polyethylene Tubing
- Fluoropolymer Tubing
- Anti-Spark Tubing
- Fireproof PA Tubing
- Brass Flow Control Regulators

Stud Fittings


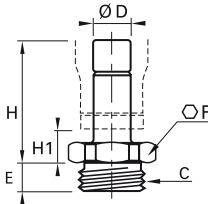

3614 Stud Fitting, Female BSPP and Metric Thread

	 <p>FDA chemical nickel-plated brass, FKM</p>	ØD	C		E	F	H	kg
		4	M5x0.8	3614 04 19	5	10	22	0.009
		4	G1/8	3614 04 10	7.5	14	25	0.016
			G1/4	3614 04 13	11	17	29	0.026
		6	G1/8	3614 06 10	7.5	14	27.5	0.019
			G1/4	3614 06 13	11	17	31.5	0.028
		8	G1/8	3614 08 10	9.5	15	28.5	0.022
			G1/4	3614 08 13	13.5	17	32.5	0.028
		10	G3/8	3614 10 17	14	22	38	0.052
			G3/8	3614 12 17	14	22	39	0.055
		12	G1/2	3614 12 21	18.5	24	43.5	0.062


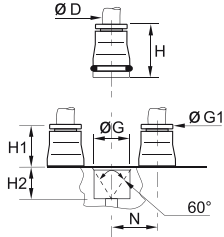

3621 Stud Standpipe, Male BSPT Thread

	 <p>FDA chemical nickel-plated brass</p>	ØD	C		F	H	H1	kg
		4	R1/8	3621 04 10	10	21	7	0.006
		4	R1/4	3621 04 13	14	21	7	0.014
			6	R1/8	3621 06 10	10	23.5	6.5
		6	R1/4	3621 06 13	14	23.5	6.5	0.016
			8	R1/8	3621 08 10	10	24	6.5
		8	R1/4	3621 08 13	14	24	6.5	0.017
			10	R1/4	3621 10 13	14	22	6.5
		10	R3/8	3621 10 17	17	30	7.5	0.022
			R3/8	3621 12 17	17	31	7.5	0.023
		12	R1/2	3621 12 21	22	31	7.5	0.041
			14	R1/2	3621 14 21	22	33	8

3631 Stud Standpipe, Male BSPP and Metric Thread

	 <p>FDA chemical nickel-plated brass, FKM</p>	ØD	C		E	F	H	H1	kg
		4	M5x0.8	3631 04 19	3.5	13	21.5	7	0.003
		4	G1/8	3631 04 10	5.5	13	20	7	0.007
			G1/4	3631 04 13	6.5	8	20	7.5	0.011
		6	G1/8	3631 06 10	5.5	13	22.5	6.5	0.009
			G1/4	3631 06 13	6.5	16	22.5	6.5	0.012
		8	G1/8	3631 08 10	5.5	13	22.5	6.5	0.010
			G1/4	3631 08 13	6.5	16	23	6.5	0.013
		10	G3/8	3631 08 17	7.5	20	23	7.5	0.018
			G1/4	3631 10 13	6.5	16	28	6.5	0.015
		10	G3/8	3631 10 17	7.5	20	28	7.5	0.022
			G1/2	3631 10 21	9	24	28	7.5	0.028
		12	G3/8	3631 12 17	7.5	20	29	7.5	0.023
			G1/2	3631 12 21	9	24	29	7.5	0.033
		14	G1/2	3631 14 21	9	24	31	8	0.033


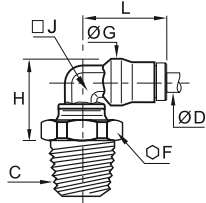

3600 Cartridge

	 <p>FDA chemical nickel-plated brass, FKM</p>	ØD		G	G1	H	H1	H2	N	kg
		4	3600 04 00	9.8	8	17	8.5	8.5	11	0.006
		6	3600 06 00	12.1	10	19	10.5	8.5	13.5	0.009
			8	3600 08 00	14.8	13	21	12.5	8.5	16
		10	3600 10 00	17.5	15	24.5	14	10.5	20	0.019
			12	3600 12 00	20	17	25	14.5	10.5	22.5
		14	3600 14 00	22	20	28.5	16.5	12	25	0.031

Cavity dimensions available in Chapter 2


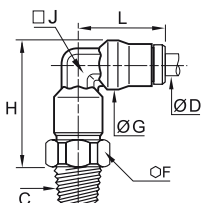

Stud Fittings

3609 Stud Elbow, Male BSPT Thread

		FDA chemical nickel-plated brass, FKM	ØD	C		F	G	H	J	L	kg
			4	R1/8	3609 04 10	13	10	15	7	18	0.014
			R1/4	3609 04 13	14	10	17	7	18	0.020	
			6	R1/8	3609 06 10	13	12	17.5	8	21.5	0.018
			R1/4	3609 06 13	14	12	19	8	21.5	0.025	
			8	R1/8	3609 08 10	13	15	19.5	10	23.5	0.023
			R1/4	3609 08 13	14	15	21	10	23.5	0.029	
			R3/8	3609 08 17	17	15	21	10	23.5	0.035	
			10	R1/4	3609 10 13	15	17.5	23.5	12	29	0.037
			R3/8	3609 10 17	17	17.5	25.5	12	29	0.043	
			12	R1/4	3609 12 13	15	19.5	26	15	31	0.049
			R3/8	3609 12 17	17	19.5	28.5	15	31	0.055	
			R1/2	3609 12 21	21	19.5	28.5	15	31	0.072	
			14	R3/8	3609 14 17	19	21.5	29	16	34	0.063
			R1/2	3609 14 21	22	21.5	30	16	34	0.072	


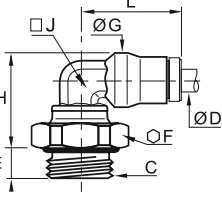

The body swivels for positioning purposes.

3629 Extended Stud Elbow, Male BSPT Thread

		FDA chemical nickel-plated brass, FKM	ØD	C		F	G	H	J	L	kg
			4	R1/8	3629 04 10	10	10	24.5	7	18	0.025
			R1/8	3629 06 10	13	12	29.5	8	21.5	0.024	
			6	R1/4	3629 06 13	14	12	30.5	8	21.5	0.031
			8	R1/8	3629 08 10	14	15	32.5	10	23.5	0.031
			R1/4	3629 08 13	14	15	34	10	23.5	0.037	
			10	R1/4	3629 10 13	18	17.5	39	12	29	0.054

The body swivels for positioning purposes.

3699 Compact Elbow, Male BSPP and Metric Thread

		FDA chemical nickel-plated brass, FKM	ØD	C		E	F	G	H	J	L	kg
			4	M5x0.8	3699 04 19	3.5	10	10	18	7	18	0.011
			M6x1	3699 04 52	4.5	10	10	18	7	18	0.011	
			M8x1	3699 04 56	5	11	10	18	7	18	0.013	
			G1/8	3699 04 10	5.5	13	10	17	7	18	0.014	
			G1/4	3699 04 13	6.5	16	10	17.5	7	18	0.019	
			6	M10x1	3699 06 60	5.5	13	12	19	8	21.5	0.017
			G1/8	3699 06 10	5.5	13	12	19	8	21.5	0.018	
			G1/4	3699 06 13	6.5	16	12	19.5	8	21.5	0.022	
			8	G1/8	3699 08 10	5.5	13	15	20.5	10	23.5	0.021
			G1/4	3699 08 13	6.5	16	15	21.5	10	23.5	0.027	
			G3/8	3699 08 17	7.5	20	15	21.5	10	23.5	0.033	
			10	G1/4	3699 10 13	6.5	16	17.5	27	12	29	0.037
			G3/8	3699 10 17	7.5	20	17.5	25.5	12	29	0.043	
			12	G1/4	3699 12 13	6.5	16	19.5	29.5	15	31	0.050
			G3/8	3699 12 17	7.5	20	19.5	28.5	15	31	0.057	
			G1/2	3699 12 21	9	24	19.5	28.5	15	31	0.065	
			14	G3/8	3699 14 17	7.5	20	21.5	29	16	34	0.059
			G1/2	3699 14 21	9	24	21.5	29.5	16	34	0.062	

The body swivels for positioning purposes.

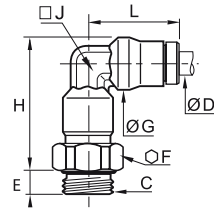
Stud Fittings

3669

Extended Stud Elbow, Male BSPP and Metric Thread



FDA chemical nickel-plated brass, FKM



ØD	C		E	F	G	H	J	L	kg
4	M5x0.8	3669 04 19	3.5	10	10	27.5	7	18	0.014
	G1/8	3669 04 10	5.5	13	10	25.5	7	18	0.017
6	G1/8	3669 06 10	5.5	13	12	31	8	21.5	0.024
	G1/4	3669 06 13	6.5	16	12	30.5	8	21.5	0.028
8	G1/8	3669 08 10	5.5	14	15	33.5	10	23.5	0.031
	G1/4	3669 08 13	5.5	16	15	34	10	23.5	0.035
10	G1/4	3669 10 13	6.5	18	17.5	42	12	29	0.052
	G3/8	3669 10 17	7.5	20	17.5	41	12	29	0.056
12	G1/4	3669 12 13	6.5	20	19.5	47	15	31	0.070
	G3/8	3669 12 17	7.5	20	19.5	46	15	31	0.072
14	G1/2	3669 14 21	9	24	21.5	49	16	34	0.094

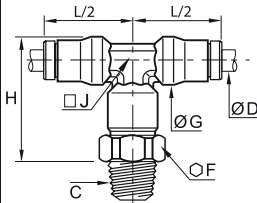
The body swivels for positioning purposes.

3608

Stud Branch Tee, Male BSPT Thread



FDA chemical nickel-plated brass, FKM



ØD	C		F	G	H	J	L/2	kg
4	R1/8	3608 04 10	10	10	24.5	7	18	0.020
	R1/4	3608 06 10	13	12	29.5	8	21.5	0.031
6	R1/8	3608 06 13	14	12	30.5	8	21.5	0.038
	R1/4	3608 08 10	14	15	32.5	10	23.5	0.040
8	R1/4	3608 08 13	14	15	34	10	23.5	0.047
	R1/4	3608 10 13	18	17.5	39	12	29	0.067
10	R3/8	3608 10 17	18	17.5	41	12	29	0.070
12	R3/8	3608 12 17	20	19.5	46.5	15	31	0.094
14	R1/2	3608 14 21	22	21.5	50.5	16	34	0.125

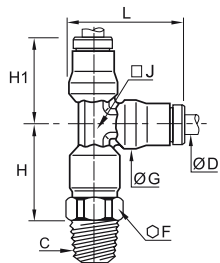
The body swivels for positioning purposes.

3603

Stud Run Tee, Male BSPT Thread



FDA chemical nickel-plated brass, FKM



ØD	C		F	G	H	H1	J	L	kg
4	R1/8	3603 04 10	10	10	19.5	18	7	23	0.018
	R1/8	3603 06 10	13	12	23.5	21.5	8	28	0.031
6	R1/4	3603 06 13	14	12	24.5	21.5	8	28	0.037
	R1/8	3603 08 10	14	15	25	23.5	10	31	0.041
8	R1/4	3603 08 13	14	15	26.5	23.5	10	31	0.044
	R1/4	3603 10 13	18	17.5	30.5	29	12	37.5	0.067
10	R3/8	3603 10 17	18	17.5	32.5	29	12	37.5	0.069
12	R3/8	3603 12 17	20	19.5	36.5	31	15	40.5	0.103
14	R1/2	3603 14 21	22	21.5	40	34	16	45	0.147

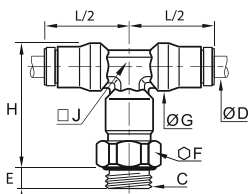
The body swivels for positioning purposes.

3698

Stud Branch Tee, Male BSPP and Metric Thread



FDA chemical nickel-plated brass, FKM



ØD	C		E	F	G	H	J	L/2	kg
4	M5x0.8	3698 04 19	3.5	10	10	27.5	7	18	0.018
	G1/8	3698 04 10	5.5	13	10	25.5	7	18	0.021
6	G1/8	3698 06 10	5.5	13	12	31	8	21.5	0.031
	G1/4	3698 06 13	6.5	16	12	30.5	8	21.5	0.035
8	G1/8	3698 08 10	5.5	14	15	33.5	10	23.5	0.041
	G1/4	3698 08 13	6.5	16	15	34	10	23.5	0.045
10	G1/4	3698 10 13	6.5	18	17.5	42	12	29	0.066
12	G3/8	3698 12 17	7.5	20	19.5	46	15	31	0.088
14	G1/2	3698 14 21	9	24	21.5	49	16	34	0.111

The body swivels for positioning purposes.

Stud Fittings

3693 Stud Run Tee, Male BSPP and Metric Thread

		FDA chemical nickel-plated brass, FKM									
ØD	C		E	F	G	H	H1	J	L	kg	
4	M5x0.8	3693 04 19	3.5	10	10	22.5	18	7	23	0.019	
	G1/8	3693 04 10	5.5	13	10	20.5	18	7	23	0.021	
6	G1/8	3693 06 10	5.5	13	12	25	21.5	8	28	0.031	
	G1/4	3693 06 13	6.5	16	12	24.5	21.5	8	28	0.035	
8	G1/8	3693 08 10	5.5	14	15	26.5	23.5	10	31	0.041	
	G1/4	3693 08 13	6.5	16	15	26.5	23.5	10	31	0.044	
10	G1/4	3693 10 13	6.5	18	17.5	33	29	12	37.5	0.066	
12	G3/8	3693 12 17	7.5	20	19.5	36.5	31	15	40.5	0.090	
14	G1/2	3693 14 21	9	24	21.5	38.5	34	16	45	0.112	

The body swivels for positioning purposes.

3618 Single Banjo, Male BSPP and Metric Thread

		FDA chemical nickel-plated brass, FKM							
ØD	C		F	H	H1	J	L1	L2	kg
4	M5x0.8	3618 04 19	8	14.5	6.5	10	6	18.5	0.011
	G1/8	3618 04 10	14	23	9.5	17	10	20.5	0.029
6	M5x0.8	3618 06 19	8	15	7	10	6	22.5	0.015
	G1/8	3618 06 10	14	23	9.5	17	10	23.5	0.031
8	G1/4	3618 06 13	17	22	9	22	13	25.5	0.049
	G1/8	3618 08 10	14	23	9.5	17	10	26	0.033
8	G1/4	3618 08 13	17	22	9	22	13	27.5	0.051
	G3/8	3618 10 17	22	33	14	22	13	32	0.105


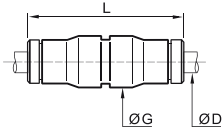

Maximum temperature: +80°C

Each model has been designed to meet specific requirements: compactness due to small overall dimensions, with inter-connectability for customised configurations.


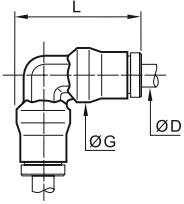



Tube-to-Tube Fittings


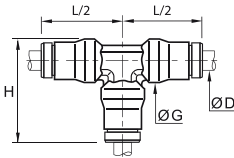

3606 Equal Tube-to-Tube Connector

			ØD			G	L	kg
			4	3606 04 00	10			
			6	3606 06 00	12	36.5	0.016	
			8	3606 08 00	15	37.5	0.021	
			10	3606 10 00	17.5	47.5	0.034	
			12	3606 12 00	19.5	50	0.042	
			14	3606 14 00	21.5	52.5	0.050	

3602 Equal Elbow


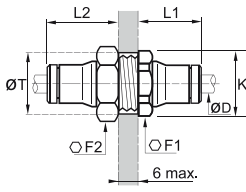

			ØD			G	L	kg
			4	3602 04 00	10			
			6	3602 06 00	12	28	0.016	
			8	3602 08 00	15	31	0.023	
			10	3602 10 00	17.5	37.5	0.033	
			12	3602 12 00	19.5	40.5	0.045	
			14	3602 14 00	21.5	45	0.056	

3604 Equal Tee


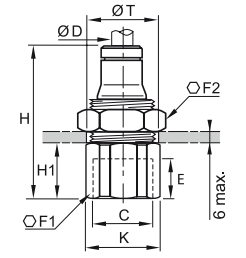

			ØD			G	H	L/2	kg
			4	3604 04 00	10				
			6	3604 06 00	12	28	21.5	0.023	
			8	3604 08 00	15	31	23.5	0.032	
			10	3604 10 00	17.5	37.5	29	0.048	
			12	3604 12 00	19.5	40.5	31	0.063	
			14	3604 14 00	21.5	45	34	0.078	

Bulkhead Connector Fittings


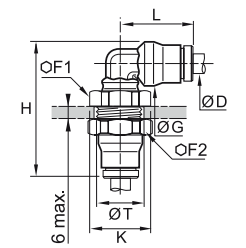

3616 Equal Bulkhead Connector

	<p>FDA chemical nickel-plated brass, FKM</p> 	ØD		F1	F2	K	L1	L2	ØT min	kg
		4	3616 04 00	13	14	14	14	20	12.5	0.018
		6	3616 06 00	16	17	17.5	17	22	15	0.028
		8	3616 08 00	18	19	19.5	18.5	23.5	17	0.035
		10	3616 10 00	22	27	24	21.5	26.5	21	0.063
		12	3616 12 00	24	24	26	23	27	23	0.062
		14	3616 14 00	27	27	29.5	25.5	29.5	25	0.079

3636 Bulkhead Connector, Female BSPP Thread

	<p>FDA chemical nickel-plated brass, FKM</p> 	ØD	C		E	F1	F2	H	H1	K	ØT min	kg
		4	G1/8	3636 04 10	8.5	14	14	30.5	11	15	13	0.020
		6	G1/8	3636 06 10	8.5	17	17	33	11	18.5	15	0.033
			G1/4	3636 06 13	11.5	17	17	37	15	18.5	15	0.033
		8	G1/8	3636 08 10	8.5	19	19	34	10.5	21	17	0.044
			G1/4	3636 08 13	11.5	19	19	38	14.5	21	17	0.044
		10	G3/8	3636 10 17	12	22	27	42.5	16	24	21	0.073
G3/8	3636 12 17		12	24	24	43	16	26	23	0.077		
12	G1/2	3636 12 21	16	27	24	48.5	21.5	29.5	23	0.133		



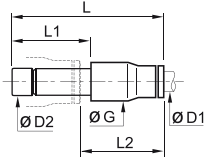
3639 Equal Bulkhead Elbow

	<p>FDA chemical nickel-plated brass, FKM</p> 	ØD		F1	F2	G	H	K	L	ØT min	kg
		4	3639 04 00	13	14	10	35	14	18	12.5	0.023
		6	3639 06 00	16	17	12	40.5	17.5	21.5	15	0.035
		8	3639 08 00	18	19	15	44	19.5	23.5	17	0.046
		10	3639 10 00	22	27	17.5	51	24	29	21	0.080
		12	3639 12 00	24	24	19.5	55	26	31	23	0.086
		14	3639 14 00	27	27	21.5	59	29.5	34	25	0.144



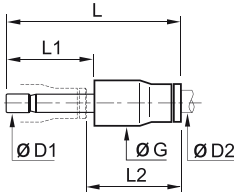
The body swivels for positioning purposes.

Plug-In Accessories



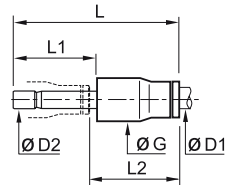
3666 Plug-In Reducer

	FDA chemical nickel-plated brass, FKM			ØD1	ØD2		G	L	L1	L2	kg
											
	4	6	3666 04 06	10	35	19.5	18	0.008			
		8	3666 04 08	10	35.5	20	18	0.009			
	6	8	3666 06 08	12	38	20	20.5	0.012			
		10	3666 06 10	12	43.5	25	21	0.015			
	8	10	3666 08 10	15	44	25	21.5	0.016			
		12	3666 08 12	15	44	26	20.5	0.018			
	10	12	3666 10 12	17.5	50	26	27	0.026			
	12	14	3666 12 14	19.5	53	28	28.5	0.032			



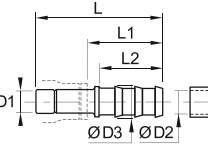
3667 Plug-In Metric/Inch Adaptor

	FDA chemical nickel-plated brass, FKM			ØD1	ØD2		G	L	L1	L2	kg
											
	6	1/4	3667 06 56	12.5	38.5	19.5	21	0.012			
	10	3/8	3667 10 60	17	49.5	25	27	0.026			
	12	1/2	3667 12 62	20	51	26	27.5	0.030			



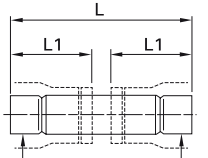
3668 Plug-In Increaser

	FDA chemical nickel-plated brass, FKM			ØD1	ØD2		G	L	L1	L2	kg
											
	6	4	3668 06 04	12	36	17	21.5	0.010			

3622 Plug-In Barb Connector


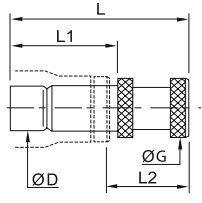

	FDA chemical nickel-plated brass			ØD1	ØD2		ØD3	L	L1	L2	kg
											
	4	3.2	3622 04 53	5	40.5	27	22.5	0.003			
		5	3622 04 05	7	40.5	27	22.5	0.005			
	6	5	3622 06 05	7	43	27	22.5	0.006			
		6.3	3622 08 56	8.3	42	25	22.5	0.008			
	8	8	3622 08 08	10	44	27	22.5	0.010			
		6.3	3622 10 56	8.3	47.5	25.5	22.5	0.011			
	10	8	3622 10 08	10	47.5	25.5	22.5	0.011			
		8	3622 12 08	10	48.5	25.5	22.5	0.015			
	12	10	3622 12 10	10	48.5	25.5	22.5	0.014			
		12.5	3622 12 62	14.5	57	34	29.5	0.019			
	14	12.5	3622 14 62	16	57.5	33	29.5	0.023			
		14	3622 14 14	16	59.5	35	29.5	0.023			

3620 Male Stem Connector



	FDA chemical nickel-plated brass			ØD		L	L1	kg
								
	4		3620 04 00	31	14	0.002		
	6		3620 06 00	36.5	17	0.005		
	8		3620 08 00	37.5	17.5	0.007		
	10		3620 10 00	47.5	22.5	0.011		
	12		3620 12 00	49.5	23.5	0.015		
	14		3620 14 00	53	25	0.016		

Plug-In Accessories


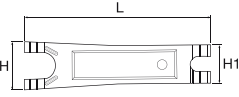

3626 Blanking Plug

	FDA chemical nickel-plated brass 		ØD	G	L	L1	L2	kg	
			4	3626 04 00	6	25.5	17.5	11.5	0.004
			6	3626 06 00	8	30.5	19.5	13.5	0.009
			8	3626 08 00	10	33	20	16	0.009
			10	3626 10 00	12	40	25	18	0.015
			12	3626 12 00	14	43	26	20	0.021
14	3626 14 00	16	47	28	22.5	0.029			



0605 Fluoropolymer Tape

	FKM		kg
			0605 12 12
Can be used for temperatures from - 250°C to +260°C. Chemically inert and resistant to gases, acids, solvents, hydrocarbons, oils, alkalines, steam etc. Non-toxic, waterproof, self-lubricating. In accordance with CFR21. Can be used on all materials. Used to facilitate the preparation of leak-free threaded joints. Supplied on a reel, length = 12 m; width = 12.7 mm; thickness 0.08 mm.			

3000 70 00 Disconnection Tool

	Treated steel 		H	H1	L	kg
			3000 70 00	25	20	96
For disconnecting LF 3000® fittings/tubing where access is difficult, we recommend the use of this disconnection tool.						

3610 Coloured Release Button Covers

	Anodised aluminium		ØD	kg		
			6	3610 06 00	3610 06 04	0.004
			8	3610 08 00	3610 08 04	0.007
			10	3610 10 00	3610 10 04	0.011
			12	3610 12 00	3610 12 04	0.013
			14	3610 14 00	3610 14 04	0.016
Red and green colours are available upon request Coloured release buttons covers help the identification of circuits and will protect your connections against spark projections.						