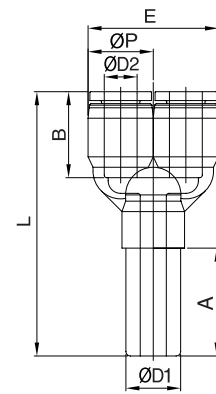


MghYY_cddY]b[



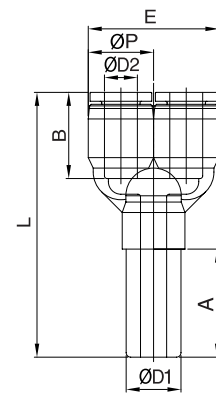
METRIC

MODEL	ØD1	ØD2	ØP	L	E	A	B	OFFICE	WEIGHT(g)	BOX(EA.)
PYJ 04	4	4	10.5	49.5	21.0	22.0	16.8	2.6	6.6	100
PYJ 06	6	6	12.5	54.7	25.0	24.0	17.6	4.0	8.4	50
PYJ 08	8	8	14.5	59.8	29.0	26.0	18.7	5.6	12.4	50
PYJ 10	10	10	17.5	66.1	35.0	28.0	19.6	7.0	18.4	25
PYJ 12	12	12	20.5	71.6	41.0	30.0	21.9	9.0	24.2	25



INCH

MODEL	ØD1	ØD2	ØP	L	E	A	B	OFFICE	WEIGHT(g)	BOX(EA.)
PYJ5/32	5/32	5/32	10.5	54.2	21.0	24.0	16.3	2.6	9.6	100
PYJ3/16	3/16	3/16	11.5	57.9	23.0	24.0	16.8	2.6	9.4	100
PYJ1/4	1/4	1/4	13.0	60.9	29.0	25.0	17.4	4.0	14.4	50
PYJ5/16	5/16	5/16	14.5	60.5	29.0	26.0	18.7	5.6	22.4	50
PYJ3/8	3/8	3/8	17.5	68.5	35.0	28.0	20.2	7.0	38.4	25
PYJ1/2	1/2	1/2	21.0	80.6	41.0	30.0	22.0	7.0	48.0	20

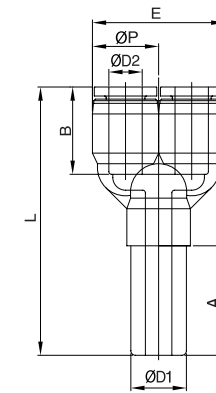


Mj Yf`ccd'ghYY_cddY]b[



METRIC

MODEL	ØA	ØD	ØP	L	E	A	B	OFFICE	WEIGHT(g)	BOX(EA.)
PWJ 06-04	6	4	10.5	51.5	21.0	24.0	17.6	4.0	6.6	100
PWJ 08-06	8	6	12.5	56.7	25.0	26.0	18.7	5.6	9.4	50
PWJ 10-08	10	8	14.5	61.8	29.0	28.0	19.6	7.0	12.4	50
PWJ 12-10	12	10	17.5	68.1	35.0	30.0	21.9	9.0	19.4	25



INCH

MODEL	ØA	ØD	ØP	L	E	A	B	OFFICE	WEIGHT(g)	BOX(EA.)
PWJ1/4-5/32	1/4	5/32	10.5	55.2	21.0	25.0	16.3	3.0	14.6	100
PWJ5/16-1/4	5/16	1/4	13.0	61.9	29.0	26.3	17.4	5.0	22.4	50
PWJ3/8-1/4	3/8	1/4	13.0	64.2	35.0	28.0	17.4	5.0	39.4	50
PWJ3/8-5/16	3/8	5/16	14.5	62.8	35.0	28.0	18.7	6.0	39.4	50

