

# Series 430 – Standard

A-A 59439 (former U.S. Standard MIL C 4109 3/8”), ISO 6150 B  
FRANCE, NORTH AMERICA, NORWAY

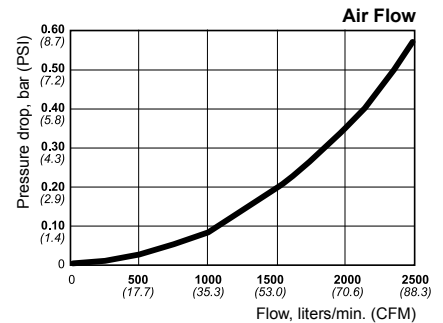
- **Small outside dimensions**
- **High flow capacity**
- **One-hand operation**





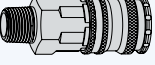
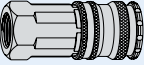
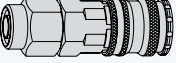
Series 430 couplings feature an easy-to-grip design and require only a low connection force. The Series offers a wide range of connections, as well as anti-hose whip nipples. The couplings have smaller outside dimensions than comparable designs.


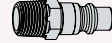

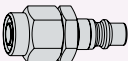
## Technical Data

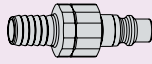
Nominal flow dia.....	8.2 mm (5/16")
Flow capacity.....	2350 l/min. (83.0 CFM)
Max. working pressure.....	16 bar (232 PSI)
Min. burst pressure.....	140 bar (2,030 PSI)
Temperature range.....	-20°C to +100°C (-4°F to +212°F)
Coupling material.....	Zinc-plated steel/brass
Nipple material.....	Hardened zinc-plated steel
Connection force.....	110.8 N



 **This series includes safety products.**  
For other safety products, see Page 71-78.

COUPLINGS	Part No.	Connection
<b>Hose connection</b> 	10 430 1003	8 mm (5/16")
	10 430 1004	10 mm (3/8")
	10 430 1005	13 mm (1/2")
	10 430 1006	16 mm (5/8")
	10 430 1007	19 mm (3/4")
<b>Male thread</b> 	10 430 1154	R 3/8"
	10 430 1155	R 1/2"
	10 430 1157	R 3/4"
	10 430 1454	NPT 3/8"
	10 430 1455	NPT 1/2"
	10 430 1457	NPT 3/4"
<b>Female thread</b> 	10 430 1204	G 3/8"
	10 430 1205	G 1/2"
	10 430 1207	G 3/4"
	10 430 1404	NPT 3/8"
	10 430 1405	NPT 1/2"
	10 430 1407	NPT 3/4"
<b>Stream-Line connection</b> 	10 430 1066	11 x 16 mm

NIPPLES	Part No.	Connection
<b>Hose connection</b> 	10 430 5002	6.3 mm (1/4")
	10 430 5003	8 mm (5/16")
	10 430 5004	10 mm (3/8")
	10 430 5005	13 mm (1/2")
	10 430 5006	16 mm (5/8")
	10 430 5007	19 mm (3/4")
	<b>Male thread</b> 	10 430 5152
10 430 5154		R 3/8"
10 430 5155		R 1/2"
10 430 5157		R 3/4"
10 430 5452		NPT 1/4"
10 430 5454		NPT 3/8"
10 430 5455		NPT 1/2"
<b>Female thread</b> 	10 430 5202	G 1/4"
	10 430 5204	G 3/8"
	10 430 5205	G 1/2"
	10 430 5207	G 3/4"
	10 430 5402	NPT 1/4"
	10 430 5404	NPT 3/8"
	10 430 5405	NPT 1/2"
<b>Stream-Line connection</b> 	10 430 5066	11 x 16 mm

ANTI-HOSE WHIP NIPPLES	Part No.	Connection
<b>Hose connection</b> 	10 430 8005	13 mm (1/2")
	10 430 8007	19 mm (3/4")

Flow capacity is measured at 6 bar (87 PSI) inlet pressure, and pressure drop at 0.5 bar (7 PSI). Thread connections are listed according to ISO Standards (see Page 82 for more information). Check with an authorized CEJN distributor for availability and prices.